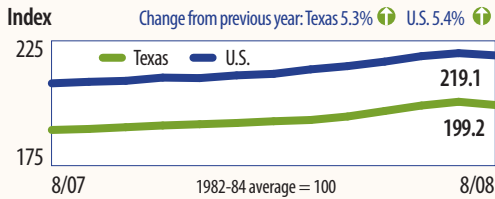


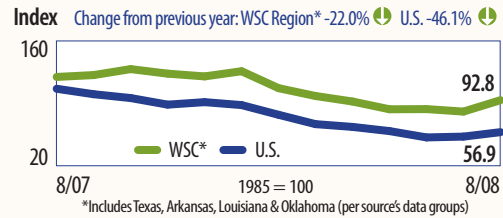
## Key Texas Economic Indicators

If it were not for Texas' job growth, the nation would have seen a net loss of jobs over the past twelve months. While Texas gained almost 249,000 jobs (July '07 to July '08), the nation lost 283,000 jobs (August '07 to August '08). Texas added jobs in all major industries except information and manufacturing. Even with a drop in housing permits, the state's construction employment grew in response to non-residential and highway construction. Year-to-year inflation in the U.S. increased by 5.6 percent in July, the fastest rate since January 1991; in August, the rate was nearly as high, at 5.4 percent.

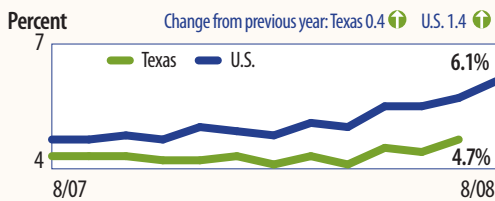
### Consumer Price Index



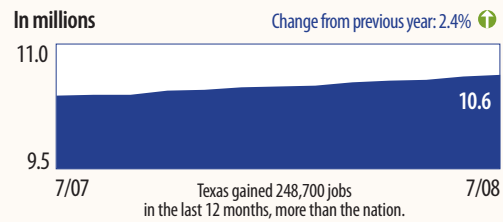
### Consumer Confidence Index



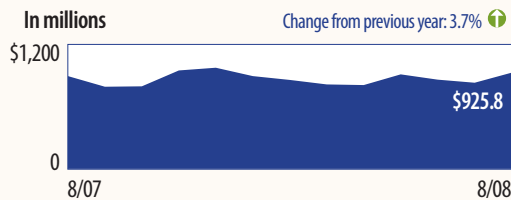
### Unemployment Rate




### Nonfarm Employment



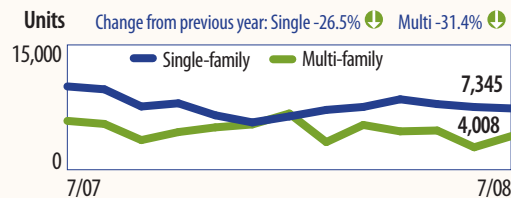
### State Sales Tax Collections, Retail Establishments




### Change in Nonfarm Employment



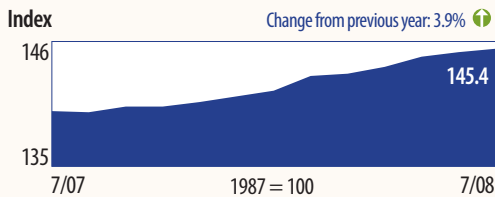
### Housing Permits



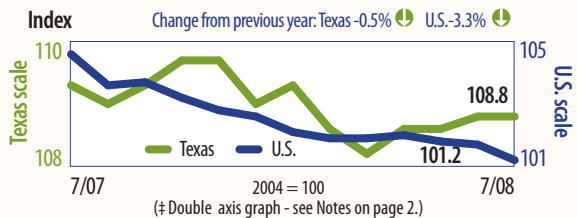
### Existing Single-family Home Sales



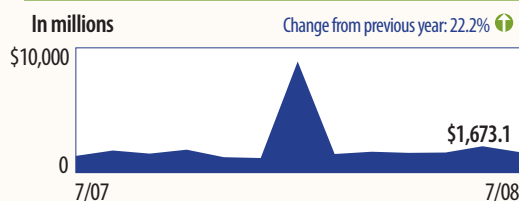
### Industrial Production Index



### Leading Economic Indicators Index



### Contract Value, Non-Residential Building Construction



### Mortgage Foreclosures

